

# **Air Duct Board-M** with Hydroshield<sup>®</sup> Technology

# Air Duct Board-M with Hydroshield® Technology

## Description

Knauf Air Duct Board-M with Hydroshield® Technology is a resin-bonded fiber glass formed into rigid, rectangular boards faced on one side with a fire-resistant foil-scrim-kraft (FSK) vapor retarder, and its airstream surface is faced with a tightly bonded non-woven mat. Available in EI-475 or EI-800 with butt edge or factory-molded shiplap edge, it offers excellent thermal and acoustical performance.

Hydroshield Technology helps keep moisture from penetrating the air stream surface of the product, reducing the opportunity for water to penetrate the board. It is important to note that liquid water should be kept out of any HVAC system regardless of the materials employed. Hydroshield Technology is a product feature that enhances the water hold-out properties of the airstream surface of the product; however, it does not eliminate the opportunity for moisture to penetrate the board.

## Application

Knauf Air Duct Board-M with Hydroshield Technology is designed for commercial and residential air handling installations for cooling, heating or dual-temperature service where good temperature control, noise absorption and abuse resistance are required.

## Features

- Hydroshield Technology mat facing
- Low thermal conductivity of 0.23 at 75°F (24°C) mean temperature.
- Low installed cost insulated duct system.
- Excellent acoustical characteristics.
- Assured insulation thickness, shiplap joints and FSK vapor retarder.
- If necessary, can be cleaned in accordance with NAIMA "Cleaning Fibrous Glass Insulated Air Duct Systems Recommended Practices."
- Knauf Air Duct Board systems meet the fire and smoke safety regulations of most federal, state and local building codes.

## Benefits

- Moisture hold out properties that significantly reduce the opportunity for moisture to penetrate the air stream surface.
- Airstream surface is significantly more resistant to abuse than coated duct board products.
- Does not support growth of mold, fungi or bacteria.
- Airstream surface is 20% less porous to air than other duct board products.
- Fabrication in shop environment lowers field installation time.
- One craft required to fabricate and install system.
- Minimum capital investment for fabrication equipment.
- Portability allows for assembly or fabrication at job site.

- Lower installation cost than with duct wrap and duct liner.
- Quiet, efficient air delivery.
- Reduces noise generated by air turbulence and mechanical equipment.
- Eliminates "booming" and "cracking" sounds caused by sheet metal duct contraction and expansion.
- Condensation control.
- Strong thermal performance.
- Code compliance.


## Specification Compliance

### In U.S.:

- ASTM C 1136; Type II (FSK facing)
- ASTM D 5116
- ASTM G 21, G 22
- BOCA
- CABO
- California Title 24
- Corps of Engineers Guide Specifications
- ICBO
- International Mechanical Code
- NFPA 90A and 90B
- SBCCI
- State of Alaska IAQ Specifications
- State of Washington IAQ Specifications
- UL 181; Class 1

### In Canada:

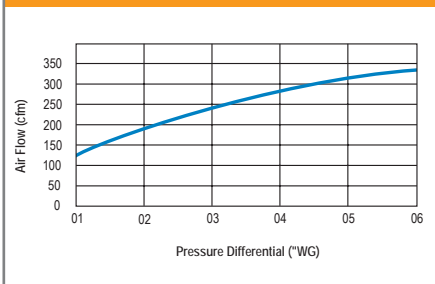
- CAN/ULC S102-M88
- CAN/CGSB 51-GP-52M (facing)
- CAN/CGSB 51.10-92
- ULC Issue 869C; Class 1



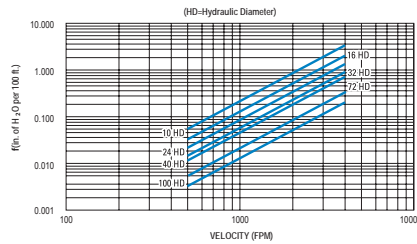
**Acoustical Insertion Loss Testing  
(DB/10LF) (ASTM E 477)**

			1/3 Octave Band Center Frequency (Cycles/Sec.)							
			63	125	250	500	1000	2000	4000	8000
1"	(25 mm)	12 x 12	1.7	13.5	13.8	27.3	38.3	41.3	24.7	19.1
1.5"	(38 mm)	12 x 12	1.7	12.0	20.9	26.0	46.5	38.9	24.7	20.0
1"	(25 mm)	12 x 24	.6	8.9	10.2	21.0	39.0	29.7	18.9	15.7
1.5"	(38 mm)	12 x 24	1.7	8.9	15.9	25.2	45.8	28.2	19.1	16.3

**Airstream Surface Porosity (K-104)**



**Friction Loss**



**Thermal Resistance R  
(ASTM C 518) Mean Temperature 75°F (24°C)**

Thickness	R-Value (R.S.I.)
1.5" (38 mm)	4.3 (.76)
1" (25 mm)	6.5 (1.14)
2" (51 mm)	8.7 (1.53)

"R" Units:  $\frac{\text{ft}^2 \cdot \text{hr} \cdot ^\circ\text{F}}{\text{BTU}}$   $\left(\frac{\text{m}^2 \cdot ^\circ\text{C}}{\text{W}}\right)$

**Thermal Conductivity k  
(ASTM C 177) Mean Temperature 75°F (24°C)**

	k-Value
Knauf Air Duct Type EI-475 and EI-800	.23 (.033)

"k" Units:  $\frac{\text{BTU} \cdot \text{in}}{\text{ft}^2 \cdot \text{hr} \cdot ^\circ\text{F}}$   $\left(\frac{\text{W}}{\text{m} \cdot ^\circ\text{C}}\right)$

**Forms Available**

Thickness	Size	Edge	Pieces/Carton**
1" (25 mm)	48" x 96" (1219 mm x 2438 mm)	Butt, Shiplap	8
1" (25 mm)	48" x 120" (1219 mm x 3048 mm)	Butt, Shiplap	6
1.5"*** (38 mm)	48" x 120" (1219 mm x 3048 mm)	Butt, Shiplap	4
2"*** (51 mm)	48" x 120" (1219 mm x 3048 mm)	Butt, Shiplap	3

\* Other lengths available on made-to-order basis. \*\* Palletized packaging available on request. \*\*\* EI-800 only.

**Technical Data**

**Surface Burning Characteristics**

- UL/ULC listed.
- Does not exceed 25 Flame Spread, 50 Smoke Developed when tested in accordance with ASTM E 84, CAN/ULC S102-M88, NFPA 255 and UL 723.

**Flexural Rigidity**

- Available in two stiffness values: EI-475 and EI-800.
- Flexural rigidity (EI) is the product of Young's modulus of elasticity (E) and moment of inertia (I) as determined in accordance with NAIMA AHS-100-74.

**Service Temperature (ASTM C 411)**

- Up to 250°F (121°C).

**Air Velocity (UL 181)**

- Maximum 5000 fpm (1524 mpm).
- Tested to 12,500 fpm (3810 mpm).

**Internal Static Pressure (UL 181)**

- Maximum ±2" water (498 pascals [Pa]).

**Water Vapor Transmission Rate  
(ASTM E 96)**

- Less than 0.02 perms.

**Water Vapor Sorption (ASTM C 1104)**

- Less than 3% by weight.

**Microbial Growth**

**(UL 181, ASTM G 21, G 22)**

- Does not promote or support the growth of mold, fungi or bacteria.
- Airstream surface mat facing is treated with an EPA-registered anti-microbial agent to aid in the prevention of fungal and bacterial growth.

**Airstream Surface Abuse Resistance  
(K-103)**

- Average of 370 seconds to surface penetration.

## Application and Specification Guidelines

### Storage

- Protect stored duct board from water damage, construction damage and other abuse.
- If stored outside, proper protection from weather conditions should be provided.

### Application

- Duct shall be fabricated and installed in strict accordance with NAIMA's "Fibrous Glass Duct Construction Standard," "Residential Standard," "1.5" Fabrication Manual," or Knauf Insulation "Air Duct Fabrication Manual" in accordance with the conditions of UL 181 listing. Duct systems shall have all transverse joints, longitudinal seams and duct wall penetrations sealed using 3" (76 mm) wide glass fabric and mastic, heat sealable tape or pressure sensitive tape with acrylic adhesive. Rubber-based adhesives are not approved. Only UL 181-A listed and labeled products shall be used for closure systems. A listing of specific approved closure products is available from your local Knauf sales representative.  
PRESSURE SENSITIVE TAPES: Only those tapes listed under and imprinted with designation UL 181-A-P and registered with UL.  
HEAT SEALABLE TAPES: Only those tapes listed under and imprinted with the designation UL 181-A-H and registered with UL.  
MASTICS: Only those mastic systems listed and registered with UL and carrying the designation UL 181-A-M used in conjunction with a 3" (76 mm) wide glass fabric.

### Procedures

#### 1. PRESSURE SENSITIVE TAPE:

- a. All longitudinal and circumferential joints must be stapled with outward flaring, 1/2" (13 mm) minimum length staples, 2" (51 mm) on centers.
- b. If necessary, follow the recommendations of the tape manufacturer for cleaning the surface to be taped.

- c. Center tape over staple flap and rub tape firmly in place immediately after application, using a plastic "squeegee" or similar tool, until the scrim reinforcement of the duct board facing can be clearly seen through the tape.
- d. A heat-sealing iron must be used to assure a good bond when installed below 50°F (10°C).

- e. Tape should not be applied to surface of duct board when temperature is below 32°F (0°C) due to the possibility of entrapping ice crystals which, upon melting, will cause tape to loosen. Heat duct board facing surface first to drive off moisture.

#### 2. HEAT SEALABLE TAPE:

- a. All longitudinal and circumferential joints must be stapled with outward flaring, 1/2" (13 mm) minimum length staples 2" (51 mm) on centers.
- b. If necessary, follow the recommendations of the tape manufacturer for cleaning the surface to be taped.
- c. Center tape over staple flap and seal down tape end with 500°F (260°C) iron. Do not use heat gun; heat and pressure are both required to effect a seal.
- d. Press down entire length of tape with iron using a smearing action to get good bond. Be sure edges are sealed.

- e. Staples may be omitted when an automatic closure machine such as the Glassmaster Closemaster is used. In this case, iron temperature must be set at 650° (343°C) minimum. Continuous production may require periodic pauses to allow sealing iron temperature to recover to the 650°F (343°C) minimum.

- f. Allow joint to cool before stressing.

#### 3. MASTIC AND GLASS FABRIC:

- a. All longitudinal and circumferential joints must be stapled with outward flaring, 0.5" (13 mm) minimum length staples

2" (51 mm) on centers. For fabricated joints without staple flaps, cross tabs of UL 181-A listed tape should be used prior to application of UL 181-A listed mastic system.

- b. Brush approved mastic onto joint and embed 3" (76 mm) wide glass fabric in mastic.
- c. Brush second coat of mastic over glass fabric until mesh is completely filled.
- d. Follow mastic manufacturer's instructions on curing the mastic prior to subjecting the joint to stress.

### Closure

NOTE: If the closure system used is not one of the approved systems described above and if application is not in accordance with stated procedures, Knauf Insulation assumes no liability for duct system performance. Use of a non-UL registered and listed closure voids the UL 181 Class 1 rating as well as Knauf's product performance warranties.

### Reinforcements


Duct sections shall be additionally reinforced where necessary, according to Knauf Insulation and NAIMA standards. Ductwork shall be supported as required on straight runs, at all turns, and at transitions to maintain proper alignment. Hangers and supports shall be in strict accordance with Knauf Insulation and NAIMA standards.

### Fiber Glass and Mold

Fiber glass insulation will not sustain mold growth. However, mold can grow on almost any material when it becomes wet and contaminated with organic materials. Carefully inspect any insulation that has been exposed to water. If it shows any sign of mold it must be discarded. If the material is wet but shows no evidence of mold, it should be dried rapidly and thoroughly. If it shows signs of facing degradation from wetting, it should be replaced. Air handling insulation used in the air stream must be discarded if exposed to water.

For more information call (800) 825-4434, ext. 8283

or visit us online at [www.KnaufInsulation.com](http://www.KnaufInsulation.com)



- Knauf Air Duct Board-M is faced with a tightly bonded black mat for greater air-stream surface durability.



- Available in both EI-475 and EI-800 with a factory molded shiplap edge or butt edge.



- Hydrosield® Technology adds an extra layer of protection, reducing the opportunity for water to penetrate the board.



- Significantly more resistant to abuse than standard duct board.




- Fabrication in shop environment lowers field installation time.



### Facts at a glance

- Superior temperature control
- More resistant to abuse
- Less porous to air than coated duct board
- Eliminates "booming" and "cracking" sounds



Knauf Insulation GmbH  
One Knauf Drive  
Shelbyville, IN 46176

Sales and Marketing (800) 825-4434, ext. 8283

Technical Support (800) 825-4434, ext. 8212

Customer Service (866) 445-2365

Fax (317) 398-3675

World Wide Web [www.KnaufInsulation.com](http://www.KnaufInsulation.com)

©2006 Knauf Insulation GmbH.

## Notes

When used in accordance with NAIMA's and Knauf Insulation application instructions, the closure systems described herein meet UL 181 requirements, and the resulting system carries a Class 1 Air Duct rating.

This data sheet is not intended to be a design or fabrication manual. For specific details and recommendations on fabrication, reinforcement, hanging, and other details, refer to the latest edition of the NAIMA "Fibrous Glass Duct Construction Standard," "Residential Standard," "1.5" Fabrication Manual" or Knauf Insulation "Air Duct Fabrication Manual."

Application and installation procedure is at the discretion of and is the responsibility of the Design Engineer to meet specific job requirements.

The chemical and physical properties of Knauf Air Duct Board-M represent typical average values determined in accordance with accepted test methods. The data is subject to normal manufacturing and testing variations. The data is supplied as a technical service and is subject to change without notice. References to numerical flame spread ratings are not intended to reflect hazards presented by these or any other materials under actual fire conditions.

Check with your Knauf sales representative to assure information is correct.



## LEED Eligible Product

Use of this product may help building projects meet green building standards as set by the Leadership in Energy and Environmental Design (LEED) Green Building Rating System.

Credit 4.1 - 4.2 Recycled Content

Credit 5.1 - 5.2 Regional Materials